

**SCAN**

- Opens the scan screen.
- Stops/starts the scanning of DSC routine frequencies, on the scan screen.

**2182**


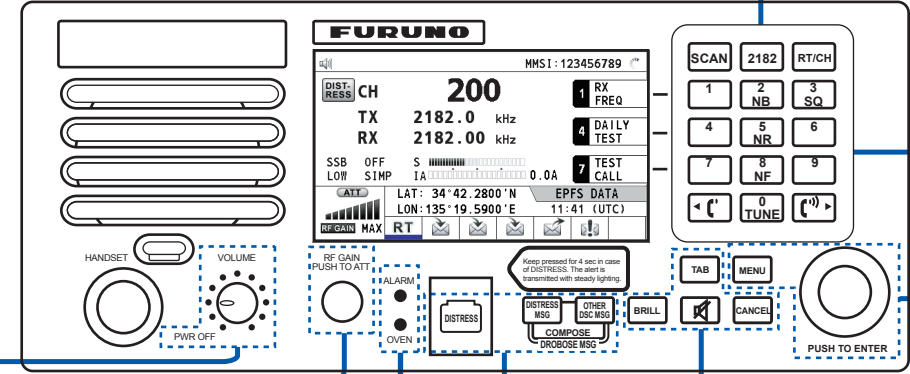
- Switches to the RT (radiotelephone) screen and sets freq. to 2182.0 kHz.

**RT/CH**

- Switches to the RT screen.
- Opens the CH setting window on the RT screen.

- Turns down the handset volume.
- Moves the cursor when setting channel or RX frequency.
- Turns up the handset volume.
- Moves the cursor when setting channel or RX frequency.

- Turns the power off.
- Decreases the volume.
- Turns the power on.
- Increases the volume.

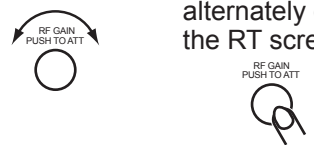



**0 to 9 keys:** Enter alphabet, numeric or symbol.

**1, 4 and 7 keys:** Execute the operation assigned to the function key in the RT mode.

**Adjusts the gain.**

**Turns the attenuator on/off alternately on the RT screen.**



**DISTRESS** Transmits the DISTRESS ALERT. 4 seconds

**DISTRESS MSG** Composes DSC TX message for DISTRESS ALERT.

**OTHER DSC MSG** Composes DSC TX message except DISTRESS ALERT and DROBOSE.

**DISTRESS MSG** **OTHER DSC MSG** Composes DSC TX message for DROBOSE (Distress Relay On Behalf Of Someone Else). Press simultaneously

**BRILL** Adjusts the brilliance.

**TAB**

- Switches control to the tab area.
- Switches the session.

**Speaker icon** Turns the main speaker on/off.

**CANCEL**

- Cancels the creation of the DSC message currently being created.
- Silences the audio alarm.
- Erases error message or pop-up message.
- Returns one layer in multi-layer menu.
- Erases character input.

**ALARM**

- Flashes in red when receiving distress and urgency messages.
- Flashes in green when receiving safety and routine messages, and when daily test is completed.

**OVEN**

- Lights in green when main switchboard is on.

**2 NB** Turns the noise blanker on/off in the RT mode.



**3 SQ** Turns the squelch on/off in the RT mode.

**5 NR** Reduces the noise in the RT mode (NR2 (High), NR1 (Low), Off).

**8 NF** Turns the notch filter on/off in the RT mode.

**0 TUNE** Tunes the antenna in radiotelephone operation.

**PUSH TO ENTER** Confirms a selection. Selects menu items or changes the page in multi-page screens.

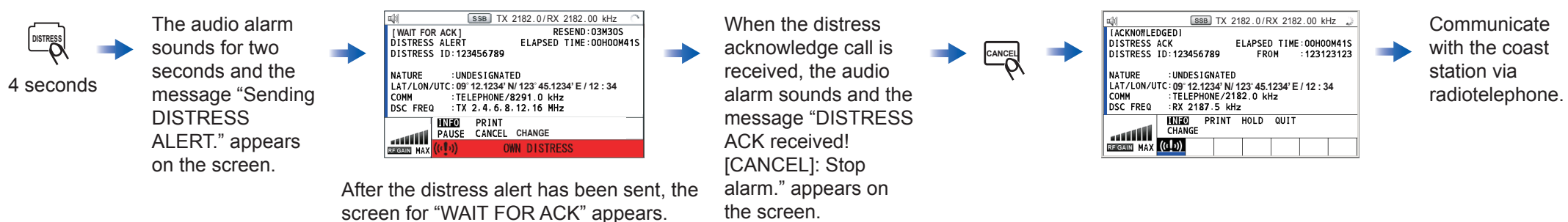



**MENU** Opens/closes the menu.

## SSB radiotelephone communications



## Sending distress alert



## Sending an individual call (ROUTINE priority)

